

























INVERTER HI-WALL



An extensive product lineup which utilizes Carrier's technology for lower costs and environmental impact.

The Infinity premium Inverter air-conditioner has an A++/A+++ (cooling/heating) energy efficiency class, self-cleaning function, Cold Catalyst Filter and a number of useful features.

FEATURES

- | | | | |
|---|--------------------------------------|---|----------------------------------|
|  | Wi-Fi Active |  | Dry Mode |
|  | Golden Fin |  | Quiet Mode |
|  | Remote Control Bright Screen |  | Self Clean |
|  | Cold Catalyst Filter |  | Auto Diagnosis & Self Protection |
|  | Vitamin C Filter |  | Auto Defrosting |
|  | Negative Ion Filter (Ionizer Filter) |  | Auto Restart |
|  | Follow Me |  | Electrical Voltage Protection |
|  | Sleep Mode |  | Low Ambient |
|  | ECO |  | Memorize |
|  | Turbo |  | Remote Control Locking |
|  | Louver Function/ Horizontally |  | Refrigerant Leakage Detection |
|  | Timer |  | 1W Stand By |

TECHNICAL CHARACTERISTICS

SYSTEM		38QHB/42QHB09D8SW	38QHB/42QHB12D8SW	38QHB/42QHB18D8SW	38QHB/42QHB24D8SW
Cooling capacity	kW	2.64 (1.0-3.2)	3.52 (1.0-4.1)	5.28 (1.8-6.1)	7.04 (2.6-8.4)
	BTU/h	9.012 (3.414 - 13.990)	12.017 (3.414 - 13.998)	18.025 (8.195 - 20.825)	24.035 (7.170 - 27.995)
Heating capacity	kW	2.80 (0.9-3.6)	3.80 (0.9-4.7)	5.50 (1.4-6.8)	7.60 (1.5-9.4)
	BTU/h	9.560 (3.070 - 12.285)	12.975 (3.070 - 16.036)	18.777 (4.780 - 23.200)	25.950 (5.120 - 32.073)
Heating capacity at -7°C	kW	2,9	3,0	3,7	6,3
Heating capacity at -15°C	kW	2,3	2,4	3,1	5,7
Heating capacity at -20°C	kW	2,0	2,0	2,7	4,9
Temp range cooling	°C	-15-46	-15-46	-15-46	-15-46
Temp range heating	°C	-15-24	-15-24	-15-24	-15-24
SEER / SCOP (warmer) / SCOP (average)	W/W	7.1 / 5.1 / 4.0	6.8 / 5.1 / 4.0	6.4 / 5.1 / 4.0	6.4 / 5.1 / 4.0
Energy label		A++ / A+++ / A+	A++ / A+++ / A+	A++ / A+++ / A+	A++ / A+++ / A+
Yearly energy consumption	kWh	130 / 824 / 875	181 / 851 / 945	289 / 1400 / 1365	385 / 1730 / 1785
Standard current (cooling)	A	3,30	5,30	7,30	10,30
Standard input (cooling)	W	740	1200	1630	2320
Standard current (heating)	A	3,20	4,80	6,60	9,70
Standard input (heating)	W	720	1100	1480	2200
Refrigerant amount	kg	0,70	0,80	1,25	1,60
Liquid side / Gas side	inch	1/4" / 3/8"	1/4" / 3/8"	1/4" / 1/2"	3/8" / 5/8"
Standard piping length	m	5	5	5	5
Min piping length	m	3	3	3	3
Max piping length	m	25	25	30	40
Max difference	m	10	10	20	20
Additional charge	g/m	12	12	12	24
Voltage, Hz		220-240V-, 50/60Hz, 1Ph	220-240V-, 50/60Hz, 1Ph	220-240V-, 50/60Hz, 1Ph	220-240V-, 50/60Hz, 1Ph

INDOOR UNIT		42QHB09D8SW	42QHB12D8SW	42QHB18D8SW	42QHB24D8SW
Sound power level	dB(A)	55	57	60	63
Sound pressure level (Min. - Max.)	dB(A)	38/31/23/20	39/32/23/21	42/33/27/21	46/40/30/26
Air flow (Min. - Max.)	m³/h	420/310/230/150	530/470/290/170	750/510/420/330	1050/750/560/450
Weight	kg	7.3 / 9.7	8.2 / 10.7	10.8 / 14.1	12.9 / 16.5
Dimensions (WxDxH)	mm	722x187x290	802x189x297	965x215x319	1080x226x335

OUTDOOR UNIT		38QHB09D8S	38QHB12D8S	38QHB18D8S	38QHB24D8S
Sound power level	dB(A)	61	62	65	68
Sound pressure level	dB(A)	56	56	57	59
Airflow	m³/h	1900	1900	2100	2700
Weight	kg	27.0 / 29.5	27.0 / 29.5	37.0 / 40.0	50.0 / 53.5
Dimensions (WxDxH)	mm	770x300x555	770x300x555	800x333x554	845x363x702

Notes:
 • Sound data @ cooling mode
 • -7°C/-15°C/-20°C heating @ free frequency

* Preliminary Data



Turn to the experts